



香港職業治療學院
HONG KONG INSTITUTE OF OCCUPATIONAL THERAPY

2012 International Occupational Therapy Conference
24 - 26 February, 2012
Chiang Chen Studio Theatre of the Hong Kong Polytechnic University

Overall Result of Feedback Survey

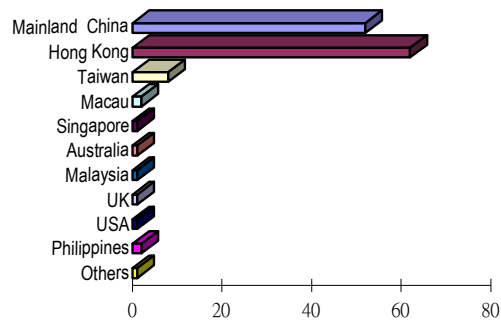
The conference organizer received 132 copies of feedback questionnaires.

Delegates' Personal Particulars

1. Which country/area do you come from?

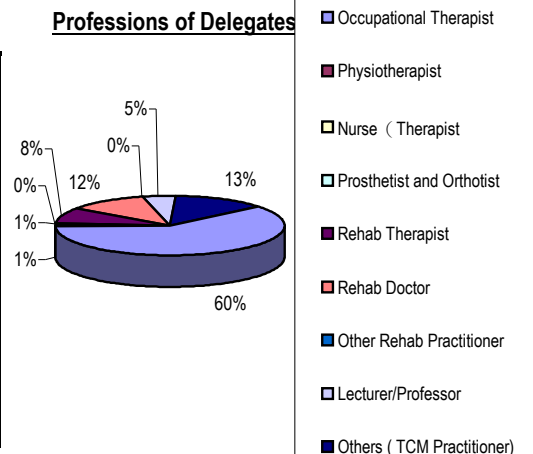
No. of respondents	132	
Country	No.	%
Mainland China	52	39%
Hong Kong	62	47%
Taiwan	8	6%
Macau	2	2%
Singapore	1	1%
Australia	1	1%
Malaysia	1	1%
UK	1	1%
USA	1	1%
Philippines	2	2%
Others	1	1%

Delegates from which country



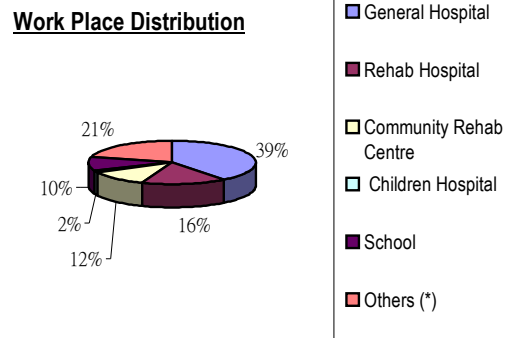
2. What are your profession/ career ?

No. of respondents	130	
Country	No.	%
Occupational Therapist	79	61%
Physiotherapist	1	1%
Nurse (Therapist)	1	1%
Prosthetist and Orthotist	0	0%
Rehab Therapist	11	8%
Rehab Doctor	15	12%
Other Rehab Practitioner	0	0%
Lecturer/Professor	6	5%
Others (TCM Practitioner)	17	13%



3. What is the nature of your work place?

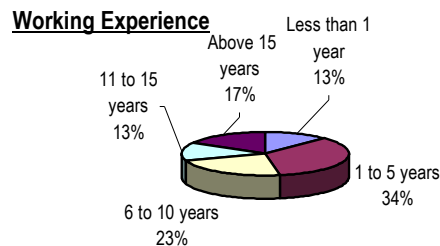
No. of respondents	129	
Workplace	No.	%
General Hospital	51	39%
Rehab Hospital	21	16%
Community Rehab Centre	15	12%
Children Hospital	2	2%
School	13	10%
Others (*)	27	21%



Note*: Specialty Hospital, Government (Social Welfare Dept), Psychiatric Hospital, Sheltered Workshop, Child Care Centre, Pre-school Centre, Out Patient Private Clinic, Elderly Care and Attention Home, Teaching Institution

4. How many years of experience do you have in your present work post?

No. of respondents	127	
Working Experience	No.	%
Less than 1 year	16	13%
1 to 5 years	44	34%
6 to 10 years	29	23%
11 to 15 years	17	13%
Above 15 years	21	17%



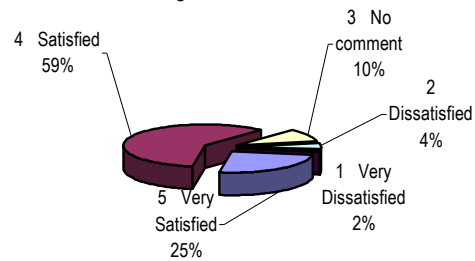
Pre-conference & Conference arrangement

5. Pre-conference organization

5.1 Registration

No. of respondents		113	
Level of Satisfaction	No.	%	
5 Very Satisfied	28	25%	
4 Satisfied	67	59%	
3 No comment	11	10%	
2 Dissatisfied	5	4%	
1 Very Dissatisfied	2	2%	

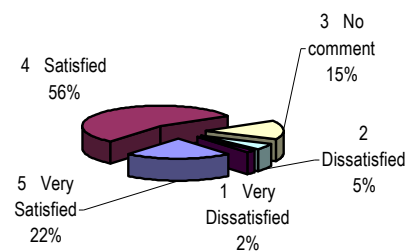
Level of Satisfaction on Registration



5.2 Announcement

No. of respondents		99	
Level of Satisfaction	No.	%	
5 Very Satisfied	22	22%	
4 Satisfied	55	56%	
3 No comment	15	15%	
2 Dissatisfied	5	5%	
1 Very Dissatisfied	2	2%	

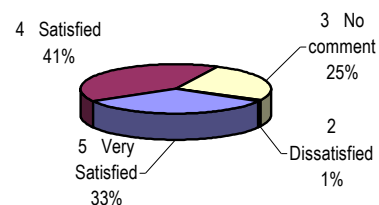
Level of Satisfaction on Announcement



5.3 Registration Fee

No. of respondents		126	
Level of Satisfaction	No.	%	
5 Very Satisfied	42	33%	
4 Satisfied	51	41%	
3 No comment	32	25%	
2 Dissatisfied	1	1%	
1 Very Dissatisfied	0	0%	

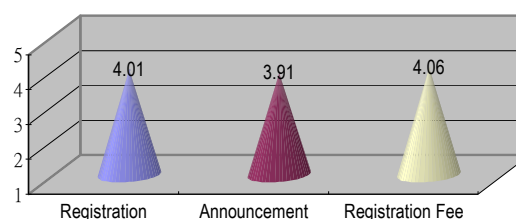
Level of Satisfaction on Registration Fee



5. Summary of Satisfaction on Pre-conference organization

	Average
Registration	4.01
Announcement	3.91
Registration Fee	4.06

Satisfaction on Pre-conference Organization

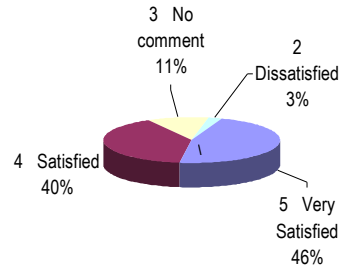


6 Conference Arrangement

6.1 On-site Registration

No. of respondents		118
Level of Satisfaction	No.	%
5 Very Satisfied	55	46%
4 Satisfied	47	40%
3 No comment	13	11%
2 Dissatisfied	3	3%
1 Very Dissatisfied	0	0%

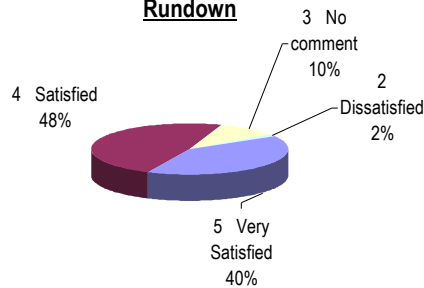
Level of Satisfaction on On-site Registration



6.2 Programme Rundown

No. of respondents		132
Level of Satisfaction	No.	%
5 Very Satisfied	53	40%
4 Satisfied	64	48%
3 No comment	13	10%
2 Dissatisfied	2	2%
1 Very Dissatisfied	0	0%

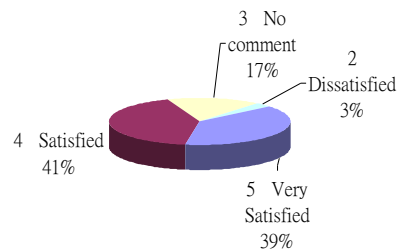
Level of Satisfaction on Programme Rundown



6.3 Venue

No. of respondents		132
Level of Satisfaction	No.	%
5 Very Satisfied	51	39%
4 Satisfied	55	41%
3 No comment	22	17%
2 Dissatisfied	4	3%
1 Very Dissatisfied	0	0%

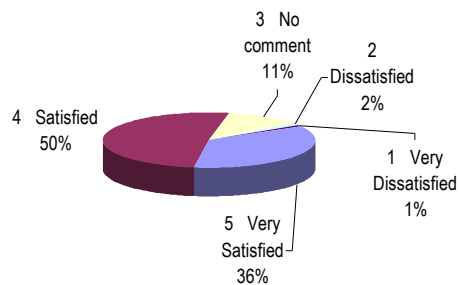
Level of Satisfaction on Venue



6.4 Audio & Visual Effect

No. of respondents		132
Level of Satisfaction	No.	%
5 Very Satisfied	47	36%
4 Satisfied	67	51%
3 No comment	15	11%
2 Dissatisfied	2	2%
1 Very Dissatisfied	1	1%

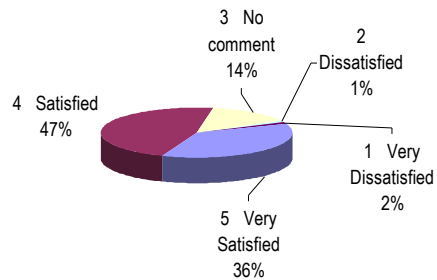
Level of Satisfaction on Audio & Visual Effect



6.5 Programs Brochures/Abstracts

No. of respondents	132	
Level of Satisfaction	No.	%
5 Very Satisfied	48	36%
4 Satisfied	62	47%
3 No comment	19	14%
2 Dissatisfied	1	1%
1 Very Dissatisfied	2	2%

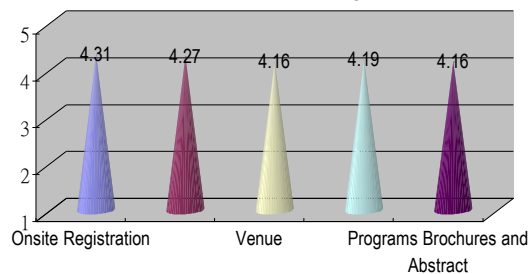
Level of Satisfaction on Programmes Brochure and Abstracts



6. Summary of Satisfaction on Conference Arrangement

	Average
Onsite Registration	4.31
Programme Rundown	4.27
Venue	4.16
Audio & Visual Effect	4.19
Programs Brochures and Abstract	4.16

Satisfaction on Conference Arrangement

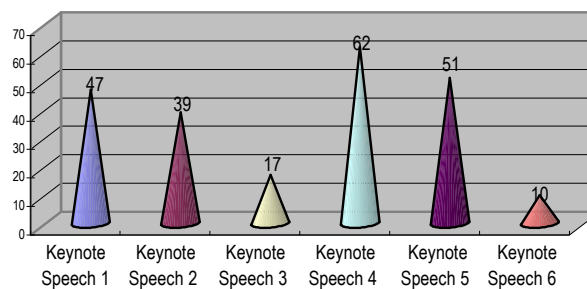


7. Symposium : Please select the keynote speeches (not more than 2) which you found most interested in and useful:

Keynote Speech 1	Occupational Therapy in School-aged Children with Specific Learning Difficulties
Keynote Speech 2	How Rehabilitation Sciences Meets with Practice of Occupational Therapy: Enhancing Learning Potential of People with Disability?
Keynote Speech 3	Occupational Therapy in Mental Health, Challenges, Strategies and Leadership Opportunities
Keynote Speech 4	Evidence for Neuroplasticity: Implications and Complications for OT Practice in Neurorehabilitation
Keynote Speech 5	Advanced Technology to Enhance Upper Limb Function and Quality of Life
Keynote Speech 6	New Frontiers of Occupational Therapy in Primary Care in Hong Kong

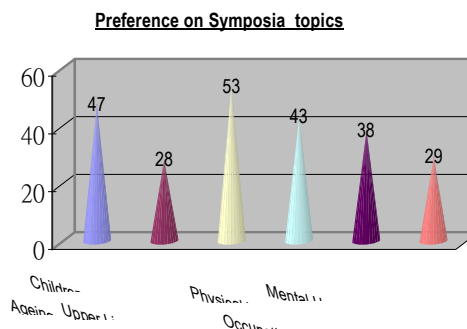
No. of respondents	132	
keynote Speech Preferen	No.	
Keynote Speech 1	47	
Keynote Speech 2	39	
Keynote Speech 3	17	
Keynote Speech 4	62	
Keynote Speech 5	51	
Keynote Speech 6	10	

Preference on Keynote speech



8. Please select the programs (not more than 2) with specific theme in Children / Aging & Well Being / Upper Limb Function & QOL, Physical Health / Mental Health / Occupational Life Style Redesign , which you found most interested in and useful

No. of respondents	132
keynote Speech Preferen	No.
Children	47
Ageing and Well Being	28
Upper Limb & Technology	53
Physical Health	43
Mental Health	38
Occupational Lifestyle Redesign	29

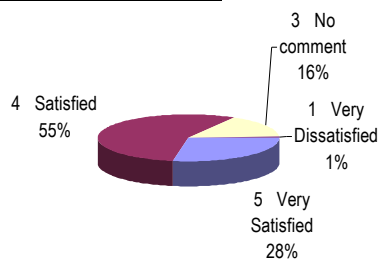


9 Free Paper

9.1 Relevance

No. of respondents	126	
Level of Satisfaction	No.	%
5 Very Satisfied	35	28%
4 Satisfied	70	56%
3 No comment	20	16%
2 Dissatisfied	0	0%
1 Very Dissatisfied	1	1%

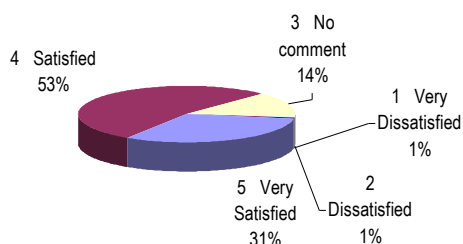
Level of Satisfaction on Relevance



9.2 Academic Level

No. of respondents	128	
Level of Satisfaction	No.	%
5 Very Satisfied	40	31%
4 Satisfied	68	53%
3 No comment	18	14%
2 Dissatisfied	1	1%
1 Very Dissatisfied	1	1%

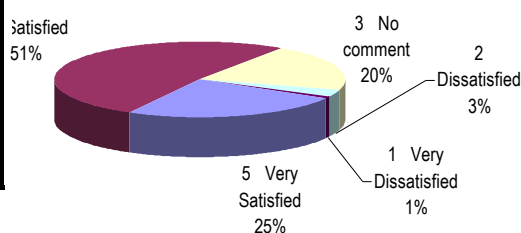
Level of Satisfaction on Academic Level



9.3 Sills / Techniques

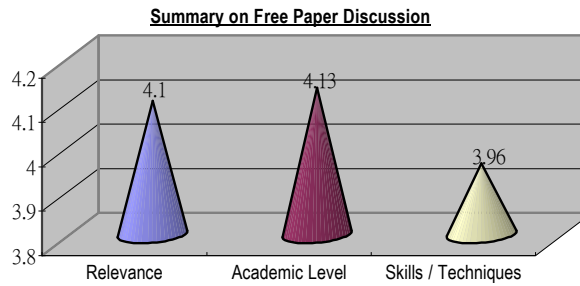
No. of respondents	126	
Level of Satisfaction	No.	%
5 Very Satisfied	31	25%
4 Satisfied	65	52%
3 No comment	25	20%
2 Dissatisfied	4	3%
1 Very Dissatisfied	1	1%

Level of Satisfaction on Skills and Techniques



9. Summary of Satisfaction on Free Paper

	Average
Relevance	4.1
Academic Level	4.13
Skills / Techniques	3.96

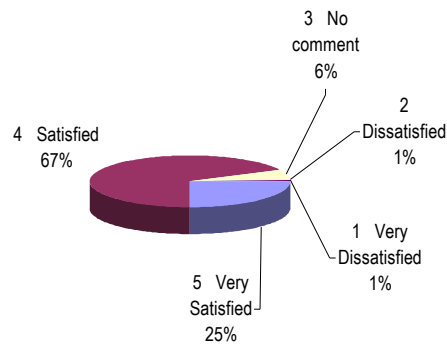


Other Opinion

10. On the whole, are you satisfied with this conference?

No. of respondents	132	
Level of Satisfaction	No.	%
5 Very Satisfied	33	25%
4 Satisfied	89	67%
3 No comment	8	6%
2 Dissatisfied	1	1%
1 Very Dissatisfied	1	1%
Average Score	4.15	

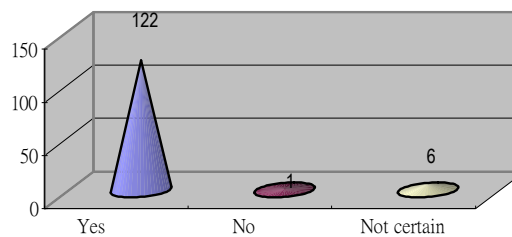
Overall Satisfaction with this Conference



11. Will you participate in similar Occupational Therapy Conference in future?

No. of respondents	129	
Reply	No.	%
Yes	122	95%
No	1	1%
Not certain	6	5%

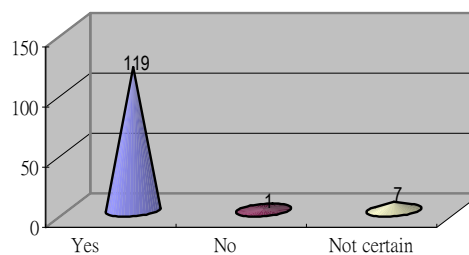
Will attend future OT Conference



12. Will you recommend your colleagues to attend similar Occupational Therapy Conference in future?

No. of respondents	127	
Reply	No.	%
Yes	119	94%
No	1	1%
Not certain	7	6%

Will recommend colleagues to join future OT Conference



13 Other Opinion?

01. The program rundown are too long. The venues are so scattered . Too far apart or some venues
It would be great to organize interest group on some topics that ran together at same time were of
02. interested to me ,however it was hard to attend both as they happened together . Would be great if talk could be arranged more space out
03. The days are started too early
04. ok
05. 希望以后在国内开办 方便
06. 场地相离太远，费时太多很难找到
07. 很好，继续开办
08. ok
09. meeting for interest groups children, elderly stroke
10. 场地相隔太远
11. 主题演讲，内容都特别好，专题演讲的速度很快，理解有些困难，加上不同意录相和拍照，收获不大
12. 提供讨论机会，综合多专业
13. the venue of each symposium is far from each other
14. chairs for keynote speech are not enough
15. 会议讲论材料希望可以得到，项目合作的意向是指导方式
16. really waiting for publications for Assessment of secondary school
17. thank you
18. 总的来说本次会议的举办是非常成功的，非常希望能参加所有讨座，可惜同时有5个讲座开始，要是能提供图像资料或其它相关资料的话，那就太完美了。
19. Asian speakers focused on general only , expert presenter were more in depth
20. This conference was suitable for students, public, parents , not all information is very general
21. Will speaker PowerPoint presentation in PDF File and put in the website of the conference to share later
22. keep the schedule and keep track of time the air conditioning were too cold hurting muscles at the end of the day)-check the quality of the speakers; it's an international congress, so if you want to attract people from overseas, the presentations have to be in good quality